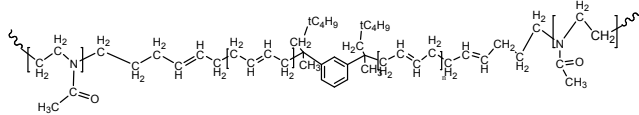


Sample Name:

Poly(2-methyloxazoline-b-2-methyloxazoline) Triblock Copolymer

Sample #: **P10678B-MOXZBdMOXZ**

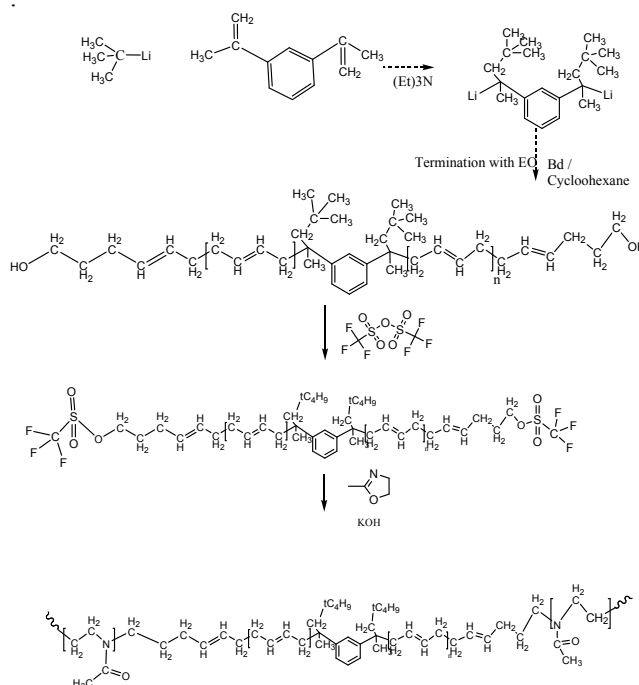
Structure:



Composition:

Mn x 10 ³	PDI
0.45-b-2.5-b-0.45	1.3
Dp of each block 5-b-46-b-5	

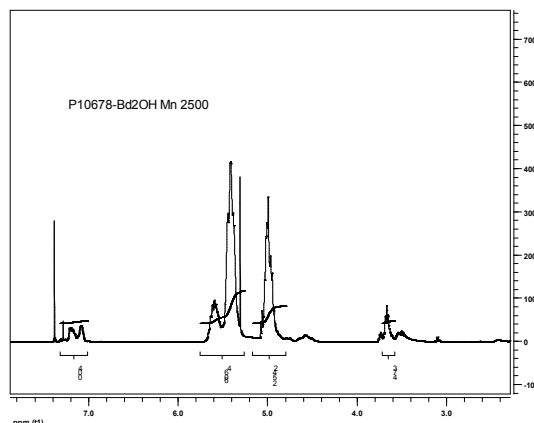
Synthesis Procedure:



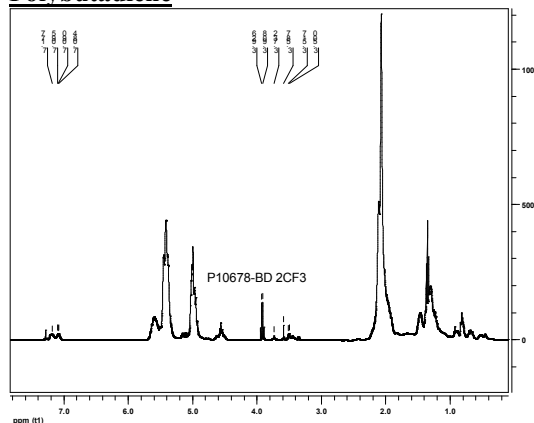
Characterization:

Central Block: Size exclusion chromatography (SEC): Varian liquid chromatograph equipped with UV and refractive detector. SEC columns from Supelco were used with THF and for the block copolymer in DMF as the eluent. The columns were calibrated with monodisperse poly(butadiene). The molecular weights and the polydispersity indices were calculated.

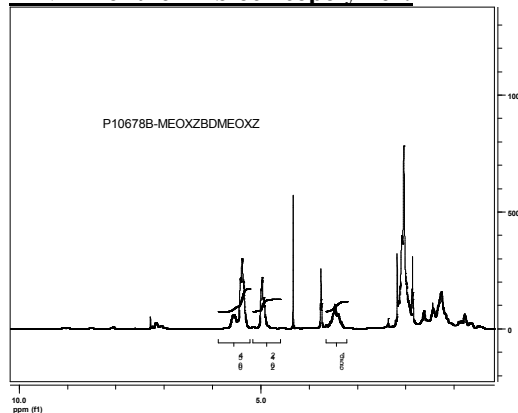
Side Block: The chemical composition was extracted from proton NMR, which was recorded from Varian 500MHz instrument using CDCl₃ as solvent. The molecular weight of side block was calculated based on the molecular weight of central block and the chemical composition. The polydispersity index of block copolymer was obtained by SEC as described above.



H NMR of the α - ω Trifluorosulfonic acid terminated Polybutadiene

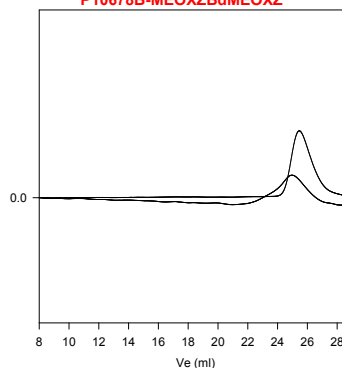


H NMR of the Triblock copolymer:



SEC of the Block copolymer:

P10678B-MEOXZBdMEOXZ



Size exclusion chromatography of poly(butadiene)

— Polybutadiene $M_n=2500$, $M_w=3,000$, $PI=1.2$
— MEOXZ-Bd-MEOXZ Mn 450-b-2500-b-450 Mw/Mn 1.3